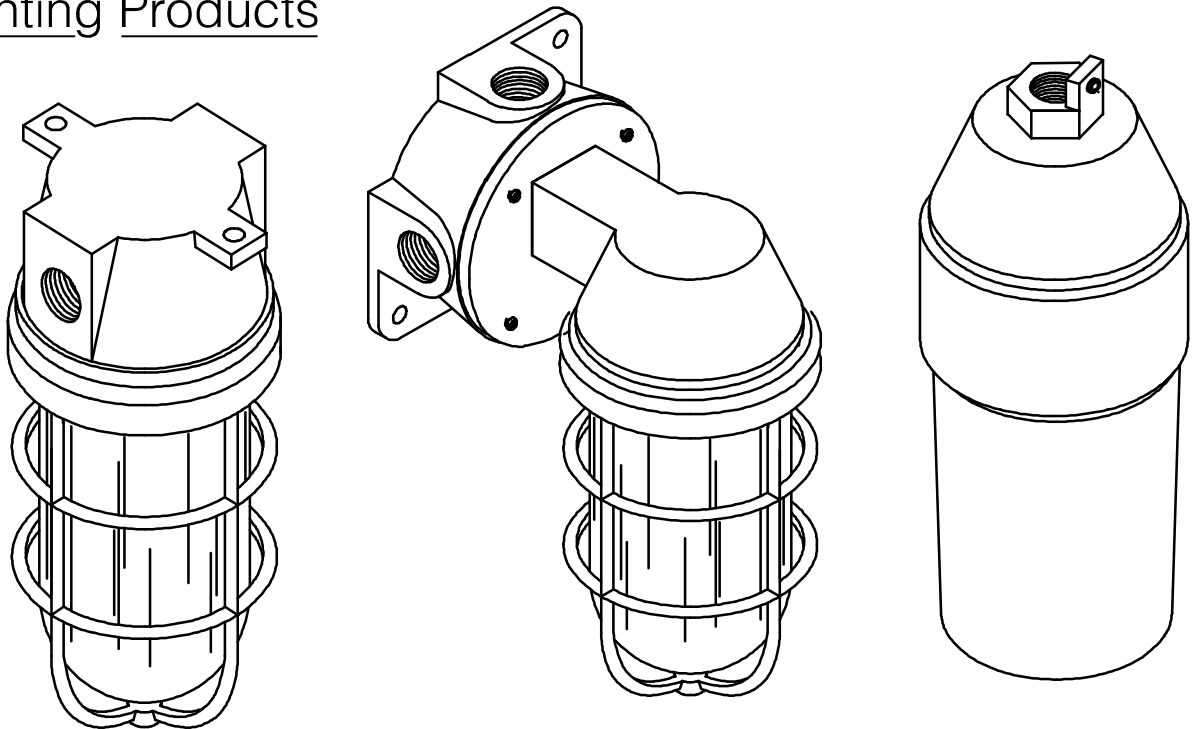




Lighting Products

- CSA - Class I Div. 2 - Groups A, B, C, & D
- CSA - Class I Zone 2 - Groups IIA, IIB & IIC
- CSA - Class II Div. 2 - Groups F & G
- CSA - Class III
- CSA - Type 4
- Enclosed & Gasketed



## AC-Exacta

### Incandescent, HPS & Compact Fluorescent Fixtures

#### Features:

- Heavy duty cast aluminum, polyester powder coated housing.
- Two models to choose from, **enclosed & gasketed** or **hazardous area watertight**.
- Three light sources - **incandescent** (150 watt max.), **compact fluorescent** (32 watt max.) or **high pressure sodium** (35 or 50 watt).
- Standard models with **glass** or **polycarbonate globe** (prismatic and colored globes available).
- **Three mounting styles:** pendant, ceiling and wall ( $\frac{1}{2}$ " npt. hubs standard).
- Optional **cast aluminum guard** or **polymeric guard** for use with glass globes.
- Optional **stainless steel wire guard** for use with polycarbonate globes.
- Optional **polycarbonate prismatic reflector** for architectural applications.
- **Silicone gasket** for high temperature and corrosive areas.

#### Applications:

- Chemical plants
- Mining applications
- Marine facilities
- Tunnels & walkways
- Oil drilling rigs
- Walk-in coolers
- Security lighting
- Architectural lighting applications



# AC-Exacta

## Catalog Number Logic

**ACE**   **H** - **15I** - **1**   **GC**   **G**   **CI** - **X**  
(1)   (2)   (3)   (4)   (5)   (6)   (7)   (8)

**(1) Series - Aluminum Cast Exacta "ACE"**

Compact designed cast aluminum fixture complete with impact resistant glass or polycarbonate globe, available in incandescent, high pressure sodium or compact fluorescent models.

**(2) Model**

**H** - Hazardous area  
**V** - Vapor proof

**(3) Lamp Wattage & Type**

**15I** - 150 watt max. incandescent  
**09F** - 9 watt fluorescent  
**13F** - 13 watt fluorescent  
**18F** - 18 watt fluorescent  
**26F** - 26 watt fluorescent  
**32F** - 32 watt fluorescent  
**35S** - 35 watt high pressure sodium  
**50S** - 50 watt high pressure sodium

**(4) Voltage / Frequency**

**1** - 120 Volt 60 Hz.  
**2** - 240 Volt 50/60 Hz. (incandescent only)  
**3** - 277 Volt 60 Hz. (18w, 26w, and 32w fluorescent models only)

**(5) Globe Type**

**CG** - Coated (plastic) glass  
(for food handling areas) (min 100 pieces)

**GC\*** - Standard glass, clear

**PC\*** - Polycarbonate, clear

**PP** - Polycarbonate, prismatic

**TG** - Tempered glass

\* For colored globes replace "C" with first letter of color required. (ie, "GR" for red glass globe.) Colors available: amber, blue, green, red and white

**Globe use - mounting warning:**

Glass globes 150 watt maximum, any mounting position

Polycarbonate globe 100 watt maximum, base up only

Polycarbonate globe 60 watt maximum, any mounting position

**(6) Guard**

**G** - Guard, cast (for use with glass globes only)

**GP** - Guard, polymeric (for use with glass globes only)

**GW** - Guard, stainless steel wire

**(7) Mounting Options**

**C1** - Ceiling mount, feed-thru 1/2" npt.

**C2** - Ceiling mount, feed-thru 3/4" npt.

**P1** - Pendant mount, 1/2" npt.

**P2** - Pendant mount, 3/4" npt.

**W1** - Wall mount & outlet box, 1/2" npt.

**W2** - Wall mount & outlet box, 3/4" npt.

**(8) Special Options**

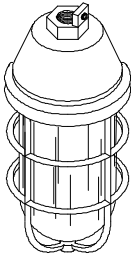
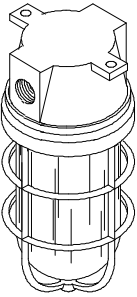
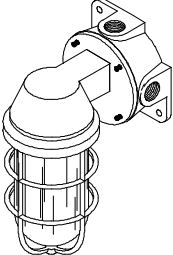
**L** - Lamp installed.

**RP** - Reflector, prismatic (not available for wall mount models, if guard is required only type "GP" is available)

**Consult factory for any catalog number or options not listed above for price and availability.**

# AC-Exacta

## Ordering Guide

Mounting	Lamp Type	Lamp Watts	Hazardous Location *	Vapor Proof *	Shipping Weight	Shipping Volume
	Incandescent	150	ACE H-15I-1GC G P1	ACE V-15I-1GC G P1	3.7 lbs.(1.65kg.)	0.5ft <sup>3</sup>
	Compact Fluorescent	9	ACE H-09F-1GC G P1	ACE V-09F-1GC G P1	5.2 lbs.(2.35kg.)	0.8ft <sup>3</sup>
		13	ACE H-13F-1GC G P1	ACE V-13F-1GC G P1		
		18	ACE H-18F-1GC G P1	ACE V-18F-1GC G P1	5.1 lbs.(2.3kg.)	
		26	ACE H-26F-1GC G P1	ACE V-26F-1GC G P1		
		32	ACE H-32F-1GC G P1	ACE V-32F-1GC G P1		
	High Pressure Sodium	35	ACE H-35S-1GC G P1	ACE V-35S-1GC G P1	5.8 lbs.(2.6kg.)	
		50	ACE H-50S-1GC G P1	ACE V-50S-1GC G P1	6.2 lbs.(2.8kg.)	
	Incandescent	150	ACE H-15I-1GC G C1	ACE V-15I-1GC G C1	4.1 lbs.(1.85kg.)	0.5ft <sup>3</sup>
	Compact Fluorescent	9	ACE H-09F-1GC G C1	ACE V-09F-1GC G C1	5.6 lbs.(2.55kg.)	0.8ft <sup>3</sup>
		13	ACE H-13F-1GC G C1	ACE V-13F-1GC G C1		
		18	ACE H-18F-1GC G C1	ACE V-18F-1GC G C1	5.5 lbs.(2.5kg.)	
		26	ACE H-26F-1GC G C1	ACE V-26F-1GC G C1		
		32	ACE H-32F-1GC G C1	ACE V-32F-1GC G C1		
	High Pressure Sodium	35	ACE H-35S-1GC G C1	ACE V-35S-1GC G C1	6.2 lbs.(2.8kg.)	
		50	ACE H-50S-1GC G C1	ACE V-50S-1GC G C1	6.6 lbs.(3.0kg.)	
	Incandescent	150	ACE H-15I-1GC G W1	ACE V-15I-1GC G W1	5.4 lbs.(2.45kg.)	0.5ft <sup>3</sup>
	Compact Fluorescent	9	ACE H-09F-1GC G W1	ACE V-09F-1GC G W1	6.9 lbs.(3.15kg.)	0.8ft <sup>3</sup>
		13	ACE H-13F-1GC G W1	ACE V-13F-1GC G W1		
		18	ACE H-18F-1GC G W1	ACE V-18F-1GC G W1	6.8 lbs.(3.1kg.)	
		26	ACE H-26F-1GC G W1	ACE V-26F-1GC G W1		
		32	ACE H-32F-1GC G W1	ACE V-32F-1GC G W1		
	High Pressure Sodium	35	ACE H-35S-1GC G W1	ACE V-35S-1GC G W1	7.5 lbs.(3.4kg.)	
		50	ACE H-50S-1GC G W1	ACE V-50S-1GC G W1	7.9 lbs.(3.6kg.)	

**Notes:** \* All fixtures shown are with ½" npt. hubs. If ¾" npt. hubs are required, change suffix "1" to "2".

- All fixtures shown are 120 Volt, 60 Hz. For other voltages see Catalog Number Logic.
- All fixtures shown have standard glass globes. If polycarbonate globe is required, replace "GC" with "PC". See Catalog Number Logic for standard or colored globes.
- Wall mounted fixtures are shown with outlet box. If outlet box is not required, replace the suffix "W1" with "WB".
- If stainless steel wire guard is required, change "G" to "GW" and add .5 lbs. (0.23 kg.) to shipping weight.
- If polymeric guard is required, change "G" to "GP" and deduct .78 lbs. (0.36 kg.) from shipping weight.

# AC-Exacta

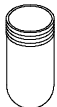
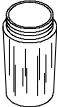

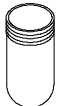


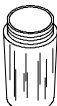

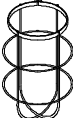
## Dimensions

MOUNT	PENDANT MOUNT		CEILING MOUNT		WALL MOUNT	
	INCANDESCENT	HPS & FLUORESCENT	INCANDESCENT	HPS & FLUORESCENT	INCANDESCENT	HPS & FLUORESCENT
<b>A*</b>	9.75 (24.8)	12.13 (30.8)	9.25 (23.5)	11.13 (28.3)	10.13 (25.7)	12.5 (31.8)
<b>B</b>	9.25 (23.5)	11.63 (29.5)	8.75 (22.2)	10.63 (27.0)	9.63 (24.5)	12.0 (30.5)
<b>C</b>	4.34 (11)	4.34 (11)	4.63 (11.7)	4.63 (11.7)	7.25 (18.4)	7.25 (18.4)
<b>D</b>	--	--	4.00 (10.2)	4.00 (10.2)	5.13 (13)	5.13 (13)

**Notes:**

\* Add 1/2" (1.3 cm.) if steel wire guard is required.  
All dimensions are in inches (cm.).

## Components & Accessories

Globes	Catalog No.	Weight lbs. (kg.)	Prismatic Globe and Reflectors	Catalog No.	Weight lbs. (kg.)	Guards	Catalog No.	Weight lbs. (kg.)
Clear* Glass 	<b>G150C</b>	1.1 lbs. (.5 kg.)	Prismatic polycarbonate Globe 	<b>PP100</b>	.22 lbs. (.1 kg.)	Polymeric Guard 	<b>GP150</b>	0.22 lbs (.1 kg.)
Tempered Glass 	<b>GT150</b>	1.1 lbs. (.5 kg.)	Prismatic Polycarbonate Reflector 	<b>RPPE**</b>	2.8 lbs (1.3 kg.)	Cast Guard 	<b>GC150</b>	1.0 lbs (.45 kg.)
Clear*Polycarbonate 	<b>P100C</b>	.22 lbs. (.1 kg.)	Prismatic Polycarbonate Reflector c/w Guard 	<b>RPPG**</b>	3.1 lbs. (1.4 kg.)	Steel Wire Guard 	<b>GW150</b>	0.5 lbs. (.22 kg.)

\* For colored globes change the suffix "C" to the color required; ie "R" for red.

\*\* Reflectors cannot be used with wall mount models.