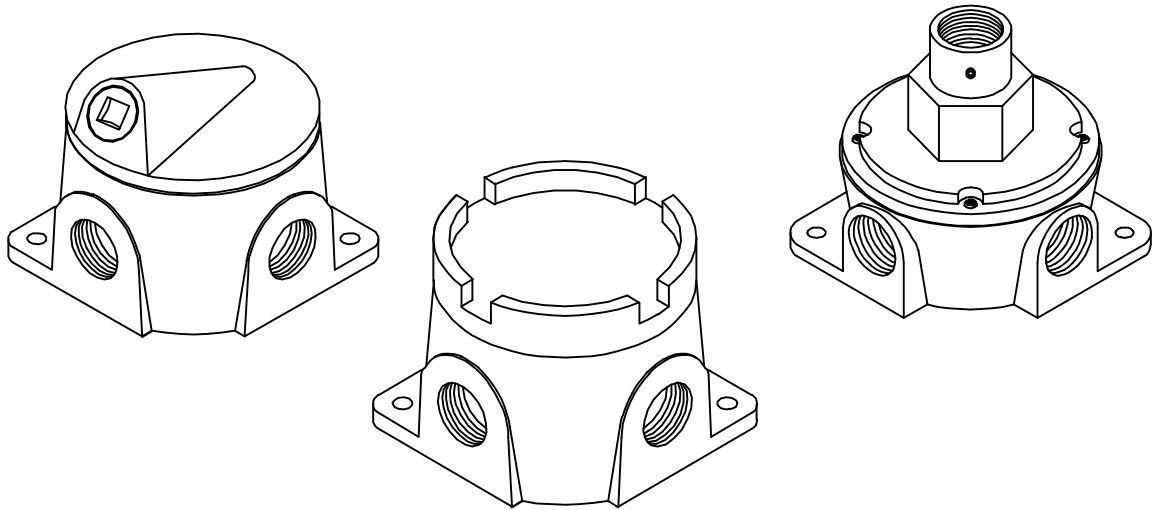




Lighting Products

- CSA - Class I Div. 1 - Groups C & D *
- CSA - Class I Div. 2 - Groups A, B, C, & D
- CSA - Class I Zone 1 - Groups IIA, IIB *
- CSA - Class I Zone 2 - Groups IIA, IIB & IIC
- CSA - Class II Div. 1 & 2 - Groups E, F & G
- CSA - Class III
- CSA - Type 3
- CSA - Type 4

* Applies to "GUI" boxes only



Explosion Proof & Hazardous Area Junction Boxes

Features:

- Heavy-duty copper free (below 0.04%) **cast aluminum construction.**
- **Explosion proof** boxes available with **internal or external cover threads.**
- A choice of **three covers offered:** blank, sealing (explosion proof only) and hanger.
- **Hazardous area box** is standard with **screw down cover.**
- All models available with **four standard 1/2" or 3/4" npt. hubs** (5th hub in back optional).
- Models standard with **internal mounting rail** for optional terminal blocks.
- **External mounting feet** for easy installation.
- **Hub height** allows the installation of cable connectors without the use of spacers
- **Cover gasket** allows for the use of the box in watertight or wash-down applications (Type 4).

Applications:

- | | |
|---|--|
| <ul style="list-style-type: none"> ■ Pulp and paper mills ■ Mining facilities ■ Gas processing plants ■ Grain handling facilities | <ul style="list-style-type: none"> ■ Oil drilling rigs (land and offshore) ■ Oil refineries ■ Bulk storage facilities ■ Chemical manufacturing and processing plants |
|---|--|

HFS

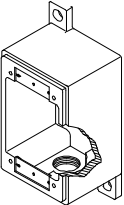
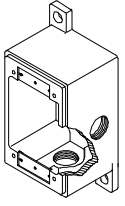
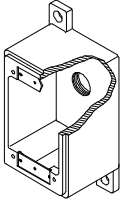
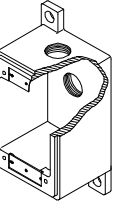
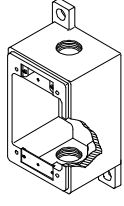
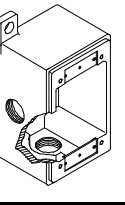
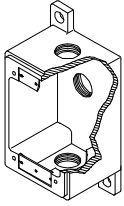
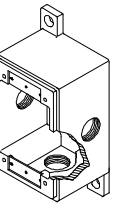
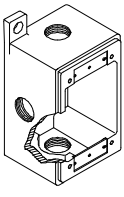
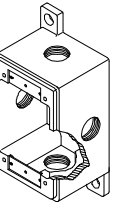
Hazardous Area Junction Box

- CSA - Class I Div. 2 - Groups A, B, C, & D
- CSA - Class I Zone 2 - Groups IIA, IIB & IIC
- CSA - Class II Div. 1 & 2 - Groups E, F & G
- CSA - Class III
- CSA - Type 3
- CSA - Type 4



Ordering Guide

Catalog number includes cover (Not Shown)

Box Type	Hub Size	Catalog No.	Std. Pkg.	Box Type	Hub Size	Catalog No.	Std. Pkg.
	1 / 2"	HFS-1BC	8		1 / 2"	HFSL-1BC	8
	3 / 4"	HFS-2BC	8		3 / 4"	HFSL-2BC	8
	1 / 2"	HFSA-1BC	8		1 / 2"	HFSLA-1BC	8
	3 / 4"	HFSA-2BC	8		3 / 4"	HFSLA-2BC	8
	1 / 2"	HFSC-1BC	8		1 / 2"	HFSCR-1BC	8
	3 / 4"	HFSC-2BC	8		3 / 4"	HFSCR-2BC	8
	1 / 2"	HFSCA-1BC	8		1 / 2"	HFST-1BC	8
	3 / 4"	HFSCA-2BC	8		3 / 4"	HFST-2BC	8
	1 / 2"	HFSCCT-1BC	8		1 / 2"	HFSX-1BC	8
	3 / 4"	HFSCCT-2BC	8		3 / 4"	HFSX-2BC	8

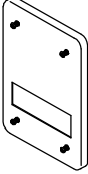
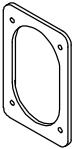
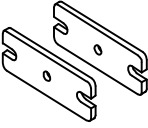
Note:

For non hazardous location FS box drop prefix "H" and suffix "-BC" (blank cover) from catalog number.

HFS

Hazardous Area Junction Box

Accessories

	Part No.	Description	Weight per carton lbs. (kg.)	Quantity per carton
	FSBC	Blank cover c/w gasket	0.26 (0.12)	20
	FSRG	Weather tight gasket	0.07 (0.03)	20
	FSDP*	FS box device bracket (set of 2)	0.045 (0.02)	20

Note:

Covers include gasket and four screws for mounting to box.

* "FSDP" device bracket must be ordered if any switch or receptacle requires to be mounted on "FS" box.

Dimensions

